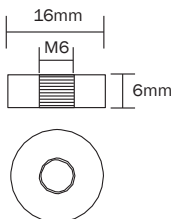


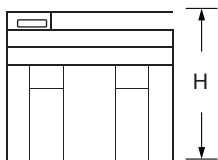
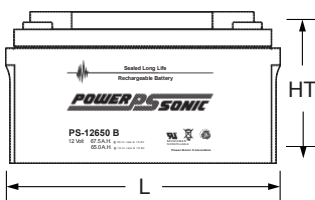



Terminals (mm)

- T6: Threaded insert w. 6 mm stud fastener



Physical Dimensions: in (mm)



L: 13.70 (348) W: 6.57 (167) H: 7.00 (178) HT: 6.26 (159)

Tolerances are +/- 0.04 in. (+/- 1mm) and +/- 0.08 in. (+/- 2mm) for height dimensions. All data subject to change without notice.

Features

- Absorbent Glass Mat (AGM) technology for superior performance
- Valve regulated, spill proof construction allows safe operation in any position
- Power/volume ratio yielding unrivaled energy density
- Rugged impact resistant ABS case and cover (UL94-HB)
- Integrated ABS carrying handles for ease of movement
- Approved for transport by air. D.O.T., I.A.T.A., F.A.A. and C.A.B. certified
- U.L. recognized under file number MH 20845

Performance Specifications

Nominal Voltage 12 volts (6 cells)

Nominal Capacity

20-hr. (3.38A to 10.50 volts)	67.5 AH
10-hr. (6.5A to 10.50 volts)	65.0 AH
8-hr. (7.9A to 10.50 volts)	63.2 AH
5-hr. (11.20A to 10.20 volts)	56.0 AH
3-hr. (16.90A to 10.20 volts)	50.7 AH
1-hr. (39.0A to 9.60 volts)	39.0 AH

Approximate Weight 42.3 lbs. (19.2 kg)

Energy Density (10-hr. rate) 1.24 W-h/in³ (75.55 W-h/l)

Specific Energy (10-hr. rate) 18.40 W-h/lb (40.60 W-h/kg)

Internal Resistance (approx.) 6.0 milliohms

Max Short-Duration Discharge Current (10 Sec.)..... 390 amperes

Shelf Life (% of nominal capacity at 68 °F (20 °C))

1 Month	97%
3 Months.....	91%
6 Months	83%

Operating Temperature Range

Charge..... -4 °F (-20 °C) to 122 °F (50 °C)
 Discharge..... -40 °F (-40 °C) to 140 °F (60 °C)

Case ABS Plastic

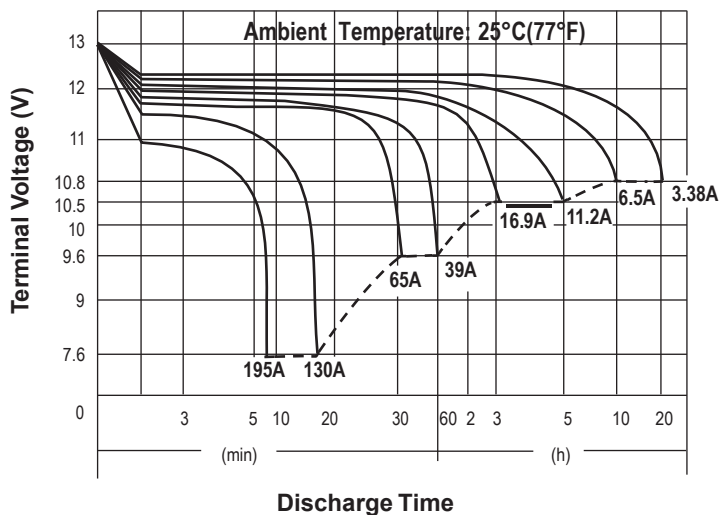
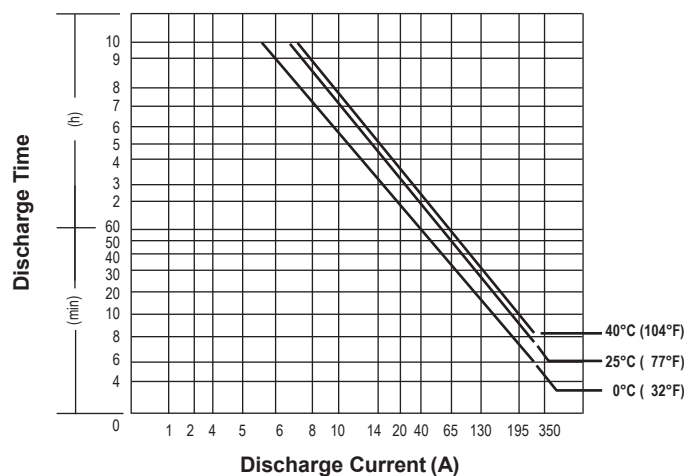
Power-Sonic Chargers.....PSC-1210000A-C

CONSTANT CURRENT DISCHARGE (Amperes) at 77° F (25° C)

Final Voltage	5 min	10 min	15 min	20 min	30 min	45 min	1H	2H	3H	4H	5H	6H	8H	10H	20H
1.85V	127.88	100.6	85.56	71.53	56.81	43.01	35.19	19.50	15.40	12.60	10.20	8.85	7.18	6.14	3.35
1.80V	171.69	128.6	103.4	84.52	67.04	50.02	39.44	21.30	16.60	13.50	10.90	9.49	7.62	6.50	3.38
1.75V	193.66	141.2	112.9	90.96	69.69	51.98	41.29	22.10	16.90	13.80	11.20	9.75	7.75	6.57	3.41
1.70V	213.21	153.9	120.5	95.56	72.45	54.05	42.55	23.00	17.40	14.10	11.50	9.95	7.86	6.63	3.48
1.65V	235.17	166.1	128.1	101.5	76.47	55.31	44.04	23.60	18.10	14.60	11.80	10.20	7.98	6.77	3.52
1.60V	259.32	180.3	137.1	108.2	80.73	57.73	45.66	24.40	18.70	15.10	12.20	10.40	8.06	6.84	3.54

CONSTANT POWER DISCHARGE (Watts/Cell) at 77° F (25° C)

Final Voltage	5 min	10 min	15 min	20 min	30 min	45 min	1H	2H	3H	4H	5H	6H	8H	10H	20H
1.85V	233.91	185.8	159.6	134.9	108.3	82.69	67.97	37.90	30.10	24.60	19.90	17.40	14.20	12.10	6.63
1.80V	310.62	234.6	190.2	157.1	125.9	95.4	75.78	41.10	32.20	26.20	21.30	18.60	15.00	12.80	6.69
1.75V	342.82	253.7	205.3	167.4	129.6	98.1	78.89	42.50	32.70	26.70	21.80	19.00	15.20	13.00	6.74
1.70V	366.97	270.3	216.1	174.6	134.2	101.7	81.07	44.10	33.50	27.30	22.30	19.40	15.40	13.10	6.87
1.65V	398.93	288.9	228.0	184.1	140.4	103.3	83.26	45.00	34.80	28.20	22.80	19.80	15.60	13.30	6.95
1.60V	429.87	306.5	239.8	194.1	147.2	107.1	85.70	46.30	35.70	28.90	23.50	20.10	15.70	13.40	7.00

Discharge Characteristics

Discharge Time vs. Discharge Current

Charging

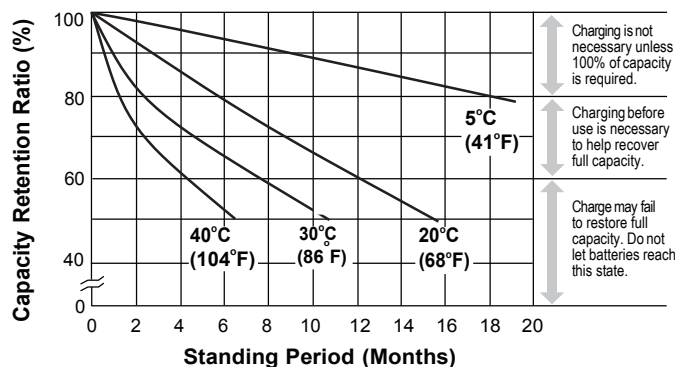
Cycle Applications: Limit initial current to 19.5A. Charge until battery voltage (under charge) reaches 14.4 to 14.7 volts at 68° F (20° C). Hold at 14.4 to 14.7 volts until current drops to under 650mA. Battery is fully charged under these conditions, and charger should be disconnected or switched to “float” voltage.

“Float” or “Stand-By” Service: Hold battery across constant voltage source of 13.5 to 13.8 volts continuously. When held at this voltage, the battery will seek its own current level and maintain itself in a fully charged condition.

Note: Due to the self-discharge characteristics of this type of battery, it is imperative that they be charged within 6 months of storage, otherwise permanent loss of capacity might occur as a result of sulfation.

Chargers

Power-Sonic offers a wide range of chargers suitable for batteries up to 100AH. Please refer to the Charger Selection Guide in our specification sheets for “C-Series Switch Mode Chargers” and “Transformer Type A and F Series”. Please contact our Technical department for advice if you have difficulty in locating suitable models.

Shelf Life & Storage

Further Information

Please refer to our website www.power-sonic.com for a complete range of useful downloads, such as product catalogs, material safety data sheets (MSDS), ISO certification, etc..

Contact Information


DOMESTIC SALES
 Tel: (07) 3386 1102
 Fax: (07) 3102 9913
sales@spb.net.au

www.sealedperformance.com.au
 1 Ant Road, Yatala
 Brisbane QLD 4207

