

DOOR CAMERA  
**KC-MC32**

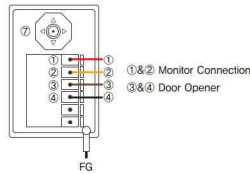
- 2 WIRE
- SUNVISOR



**SPECIFICATIONS**

Power	DC 12V±1V(power from monitor)
Power Consumption	Max. 3W
Wiring	2 Wire
Body Material	Metal
Mount Type	Surface mount
Camera Angle	100 ° (Angle Adjustable)
Min. Illumination	0.1 lux(LED ON)
Dimension	110(W) x 158(H) x 39(D)mm

**WIRING**



DOOR CAMERA  
**KC-MC22**

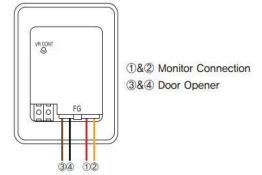
- 2 WIRE



**SPECIFICATIONS**

Power	DC 12V±1V(power from monitor)
Power Consumption	Max. 2.5W
Wiring	2 Wire
Body Material	Metal
Mount Type	Surface mount
Camera Angle	90 ° (Fixed)
Min. Illumination	0.1 lux on the object(LED ON)
Dimension	95(W) x 127(H) x 32(D)mm

**WIRING**



DOOR CAMERA  
**KC-MC11**

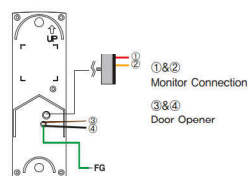
- 2 WIRE
- SUNVISOR



**SPECIFICATIONS**

Power	DC 12V±1V(power from monitor)
Power Consumption	Max. 2.5W
Wiring	2 Wire
Body Material	Metal
Mount Type	Surface mount
Camera Angle	90 ° (Fixed)
Min. Illumination	0.1 lux on the object(LED ON)
Dimension	40(W) x 120(H) x 22(D)mm

**WIRING**



DOOR CAMERA  
**KC-C62**

- 2 WIRE



**SPECIFICATIONS**

Power	DC 12V±1V(power from monitor)
Power Consumption	Max. 2.5W
Wiring	2 Wire
Body Material	Plastic
Mount Type	Surface mount
Camera Angle	100 ° (Fixed)
Min. Illumination	0.1 lux(LED ON)
Dimension	95(W) x 127(H) x 34(D)mm

**WIRING**

